

# Daymap Parent Portal (March 2023)



As the College changes the systems it uses for assessment and reporting, it is introducing additional functions of Daymap in stages so that staff and students can adapt easily to the new processes and procedures.

As part of this process we are introducing the Daymap Parent Portal which provides parents/caregivers access to their student's timetable, schedule, assessments, attendance and reporting.

Other features, including Daymap messages (which includes reporting student absences) will be made available at a later date.

Please continue to report student absences via the College website [Contact Us](#) menu.

## Parent Portal - Login Instructions

Once your password has been set, you can then go to the College website to logon

<https://www.tsc.sa.edu.au/>  
and select the Login menu > [Daymap Parent Portal](#)

Please enter your username and password to Sign In.



Thebarton Senior College

### Parent Portal

[Staff and Students click here for Daymap](#)

Username
Password

Sign In

[Forgot your password?](#)

[Can't access your account?](#)

Please continue to the next page for the Parent Portal user guide...

## Parent Portal User Guide

This guide is designed as a navigation tool to introduce you to the Parent Portal.

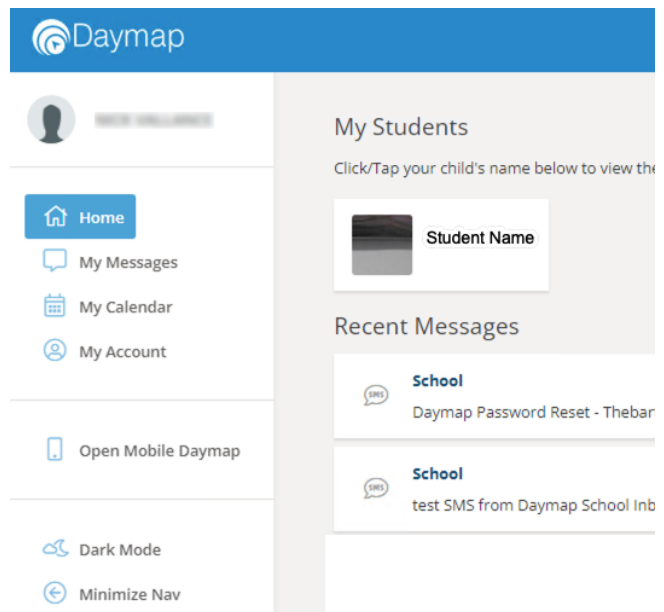
### Home Tab

This is the main page of the Parent Portal.

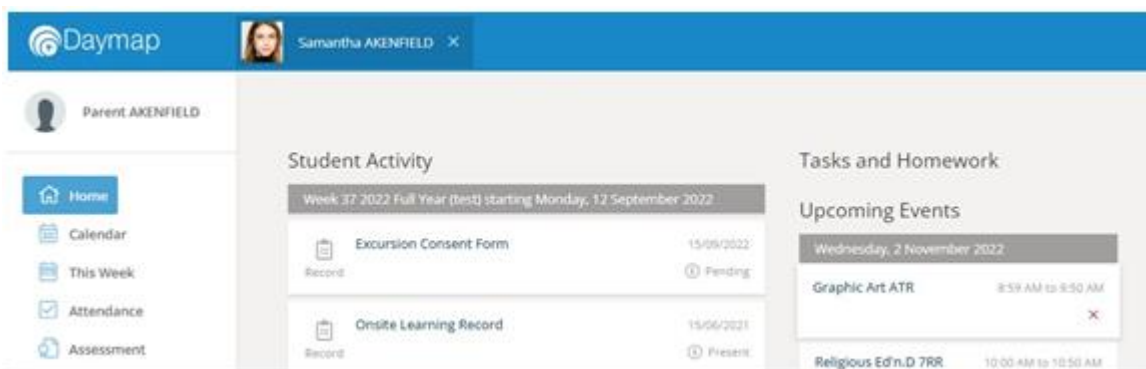
The Parent Portal is navigated via the vertical tabs along the left side.

**My Students:** will provide a tab for each student you have at the College.

**Recent Messages:** will currently show a record of any emails or SMS that have been sent to you.



To open a student's profile Click/Tap on their name.

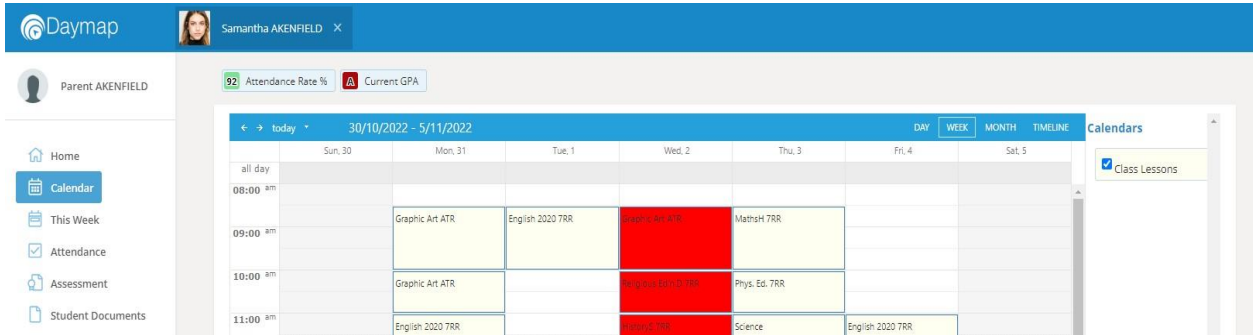




# Daymap Parent Portal (March 2023)

## Student Calendar Tab

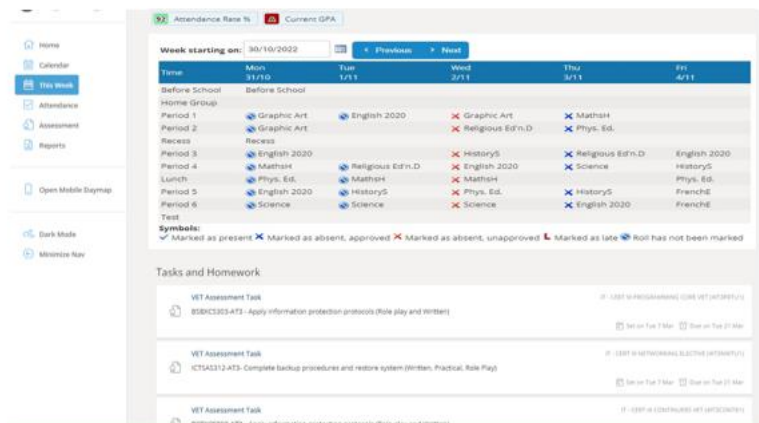
This shows a weekly calendar view of the student timetable and any additional events (this may include excursions or whole school activities). Use the checkboxes on the right to filter the items you view when looking at the calendar. The buttons on top of the calendar allow you to change your view from week to month or day.



## This Week Tab

By viewing the This Week Tab, you can see a student's timetable and class attendance at a glance.

This Tab also displays any Assessment Tasks and Homework, which you can click on to view all assessment information and any attachments added to the task and student reports.



## Student Attendance Tab

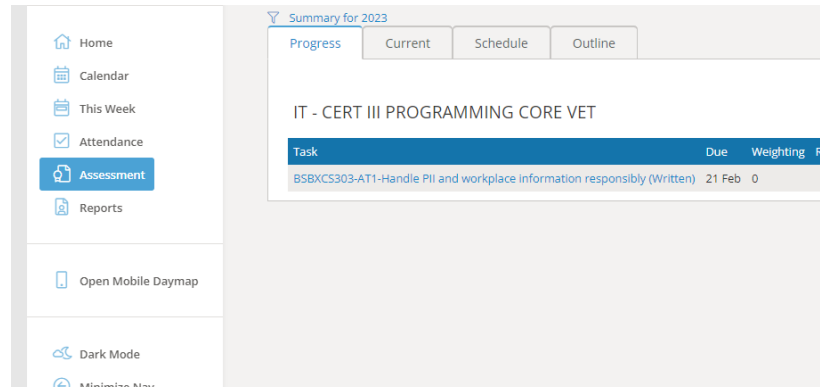
Within the Attendance Tab, you can view the Attendance Map and Attendance Rate of your student. The coloured visual representation allows you to identify any patterns in your student's attendance rates.



## Student Assessment Tab

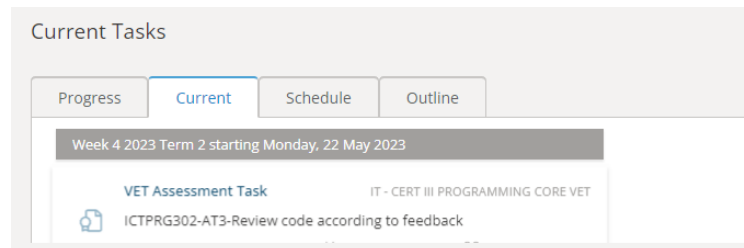
This menu allows you to have a look at the ongoing assessment tasks and if the work has not been received by the due date.

The **Progress** tab shows a student's progress in each subject.

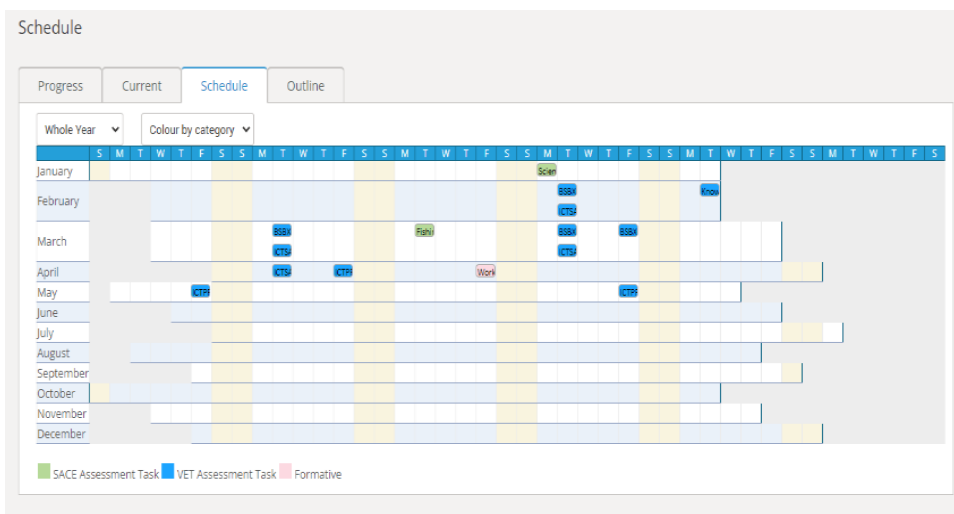


The **Current** tab from Assessment Menu, you will be able to see all the Current Task assigned with set and due date.

Clicking on the task will give you detailed information along with any attached documents.

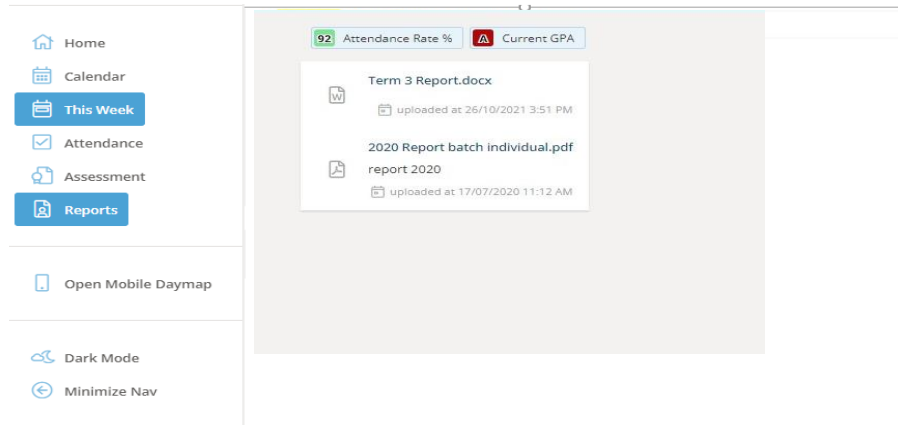


The **Schedule** tab will bring the monthly schedule for all subject classes



## Student Reports Tab

When selecting the Reports tab, you will be able to view your child's reports.



## Parent/Caregiver - My Account Tab

This section allows you to check your personal details.

If any of these details are incorrect, please contact the School to update your contact details.

